


How to file a claim or leave request

When life gets complicated, we make it simple to access the benefits you need.

Don't worry, we've got you.



Use your MyUnum for Members online account for fastest results!



Register for an account at services.unum.com

- View benefits and file claims or leave
- Upload documents and add/update medical providers
- Update your profile & communication preferences
- View status and approved payment information



Get the MyUnum for Members mobile app

- Enjoy the convenience of your online account on-the-go by downloading from the applicable app store*
- Easily submit photos of required documents directly from the app

Only your employer can electronically file, or check the status of a Term Life or Accidental Death & Dismemberment (AD&D) claim.

Experience the benefits of filing and managing your claim or leave online

The same tools in your online account are available in the app—giving you a flexible, efficient and transparent experience. You can:

- ✓ Complete one easy-to-use guided form, and we'll check it for completeness *before you submit*—helping minimize delays
- ✓ Choose direct deposit and get approved payments up to a week faster than check
- ✓ Log in to view status 24/7
- ✓ Opt in to receive updates and requests through email or text instead of snail mail
- ✓ Upload required documents any time—even using your phone's camera!
- ✓ Access your policy documents and year-end tax forms



services.unum.com

Unable to file online?



File by phone

- STD, LTD, Leave: 866-868-6737
- Supplemental Health: 800-635-5597
- Term Life, AD&D: Employers need to file online through the MyUnum for Clients Portal
- Experienced representatives are available to assist you 8 a.m. to 8 p.m. ET, Monday through Friday
- Note that additional required documents may be requested to complete the process



File by paper form

- STD, LTD, Leave, Supplemental Health, Term Life, AD&D: Get claim forms at services.unum.com
- Send your form and required documents to the fax number or mailing address on the form

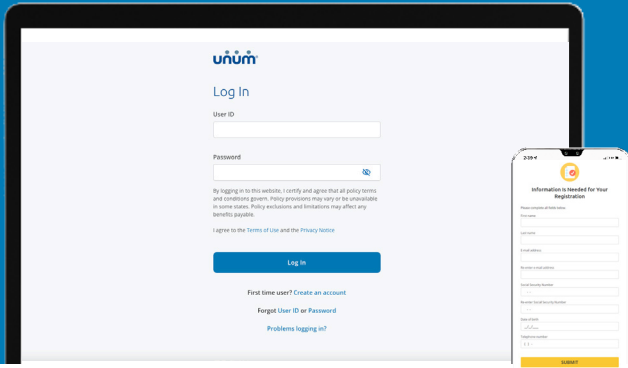
Approved for leave, but need to submit intermittent absences?

Once approved, you will need to report and track intermittent absences throughout the duration of your leave. Always contact your supervisor or manager when you need time off, then log your absences to the approved leave appearing on your online account dashboard.

The mobile app makes it simple!

The MyUnum for Members app makes submitting intermittent absences convenient and quick, especially when you're away from work.





Instructions for filing your claim or leave

On the web

1. Go to services.unum.com
2. a. If filing for the first time, click "Create an account." We recommend using a personal email address that is easily accessible when away from work.
 - You will be asked to enter your birthdate and SSN
 - A one-time security code will be sent to the email you provide
- b. If you already have an account, enter your email.
3. Once you're logged in, begin with "Start a Claim or Leave" to provide initial details of what happened.
4. Add claimant information as requested, including:
 - a. Your employment information
 - b. Medical care resulting from the event, like surgery
 - c. Medical providers visited—physicians, hospitals, other medical professionals

5 Review & Submit

- 1 Required Questions
- Confirm Responses
- Medical Authorization
- Fraud Statement

6 Agreement & Submission

I, Valued Member, have read and understand the fraud notices listed above. I also understand that should my claim be overpaid for any reason, it is my obligation to repay any such overpayment. The statements and the information provided are true and complete to the best of my knowledge and belief.

Today's Date: 1/04/2020

Please note: by clicking **Accept & Submit**, you are submitting this claim to Unum. Once clicked, no further changes can be made to the information you will have submitted.

Accept & Submit

7 Thank you for your submission!

Report Submitted Submissions Review in Progress Additional information may be requested

We will notify you if we need any additional information to process your claims or leaves.

Summary For Valued Member

The following claims or leaves have been created

[Start Another Claim or Leave](#)

Accident	Claim 99999
Initial review in 5-7 days	

2 As a Policyholder or Employee

- File a claim or leave
- Download supplemental forms
- Check your claim status
- Make a payment

Register →

3 Start a Claim or Leave

The following questions will be used to determine if your event is eligible for coverage. If you and your family members were involved in this event, you will have to submit a separate claim for each person, but we'll make it as easy as possible.

Who is this for?

What happened?

Will you or have you missed time from work?

My Benefits

	You	Spouse	Dependents
Accident	<input checked="" type="checkbox"/>	<input type="checkbox"/>	<input type="checkbox"/>

4 Start a Claim or Leave

Claimant

Claimant Details

Please verify or provide the following information to best communicate with you:

Address

Employment

Medical Event

Providers

Review & Submit

Prefix *

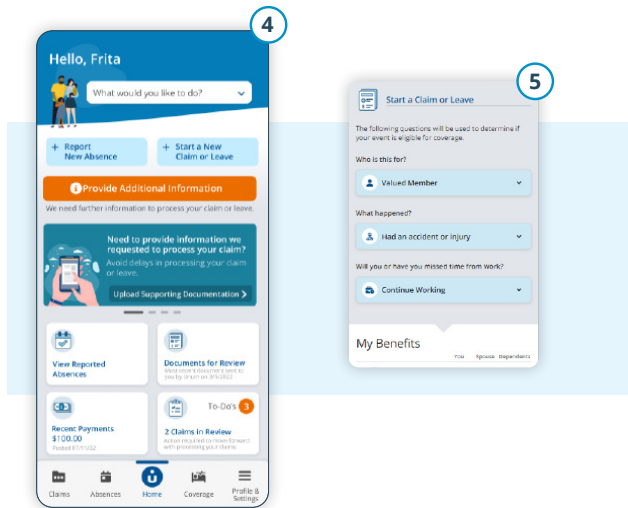
First Name *

Last Name *

5. Review your information and:
 - a. Confirm responses
 - b. Provide medical authorization
 - c. Review fraud statement
6. Select "Accept" and "Submit."
7. View confirmation screen, see any next tasks and track progress.

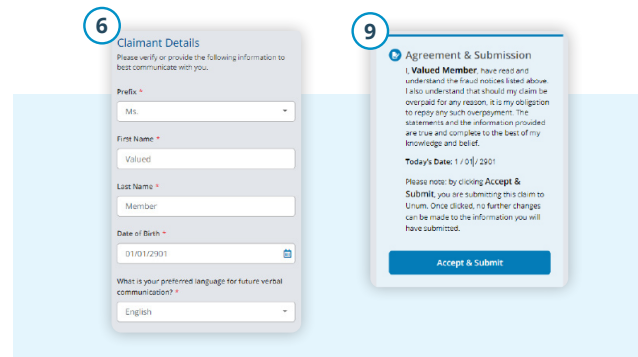
On the app

1. Download the MyUnum for Members app from either Apple® or Google Play™.
2. If you already have an account, you can log in.
3. If you do not have an account, select “register.”
 - a. Read the Terms of Use and select “I understand and accept.”
 - b. If this is your first time registering in the app, you’ll see a series of Welcome screens. Review the featured app highlights or tap “skip” if you prefer.



4. On the main dashboard, click on the “Start new claim or leave” button
5. Provide information about what happened so Unum can identify which coverage applies to your situation.
6. Add information about the following:
 - a. The claimant (you or a family member)
 - b. Your employment
 - c. Medical events resulting from the event, like surgery
 - e. Medical providers visited — physicians, hospitals, other medical professionals

7. Review your information and:
 - a. Confirm responses
 - b. Provide medical authorization
 - c. Review fraud statement
8. Select “Accept” and “Submit.”
9. View confirmation screen, see any next tasks and track progress.



Better benefits
at work.™

unum.com

Apple is a registered trademark of Apple Inc.

Google Play is a trademark of Google LLC.

© 2022 Unum Group. All rights reserved. Unum is a registered trademark and marketing brand of Unum Group and its insuring subsidiaries.

MK-669700-2

FOR EMPLOYEES

(3-22)